

How to register on the I2E learning portal ?

If you already have a login and a password on the ECQA portal:

Step 1 - go on www.ecqa.org/Learning Portal/Register

The screenshot shows the ECQA Learning Portal registration page. The navigation menu on the left includes: >> About ECQA, >> Certified Job Roles, >> Cooperation with ECQA, >> Certification & Examination, >> **Learning Portal** (circled in red), >> Conferences, >> ECQA Community, >> Download Center. The main content area features a 'News' section with dates 04.02.14, 04.12.13, 26.09.13, and 19.09.13. A 'Follow us' section contains social media icons for Facebook, Email, LinkedIn, and RSS. On the right, there is a 'Log in to the Learning/Self Participant' section with a red circle around the login form. The form includes fields for 'Username:' and 'Password:', and a 'Login' button. Above the form, there is a note: 'Note: If you have already registered to the learning or exam portal, you'. Below the note, there is a link to 'Self Assessment and Learning Guide' and a 'Log in to the Learning/Self Participant' button.

Step 2 - enter your username and password/login

If you are new to the system or if you have registered before for another course and would like to use your existing login for a new job role:

Step 1 - go on www.ecqa.org/Learning Portal/Register

The screenshot shows the ECQA Learning Portal registration page for new users. The navigation menu on the left is identical to the previous screenshot, with 'Learning Portal' circled in red. The main content area features a 'News' section with dates 04.02.14, 04.12.13, 26.09.13, and 19.09.13. A 'Follow us' section contains social media icons for Facebook, Email, LinkedIn, and RSS. On the right, there is a 'Log in to the Learning/Self Assessment Portal' section with a red circle around the registration form. The form includes fields for 'Username:' and 'Password:', and a 'Login' button. Below the form, there is a 'Register' button. Above the form, there is a note: 'Note: If you have already registered to the learning or exam portal, you have NOT to register again!'. Below the note, there is a link to 'Self Assessment and Learning Guide' and a 'Log in to the Learning/Self Assessment Portal' button.

Step 2 - select your profession/Next

Fichier Edition Affichage Favoris Outils ?
x Convertir Sélectionner

- >> [About ECQA](#)
- >> [Certified Job Roles](#)
- >> [Cooperation with ECQA](#)
- >> [Certified Training Providers](#)
- >> [Certification & Examination](#)
- >> [Learning Portal](#)
- >> [Conferences](#)
- >> [ECQA Community](#)
- >> [Download Center](#)

News

25.06.14
Proposal Writing for EU Project Managers, 25.-27.6.2014 in Brussels

05.03.14
EU Project Manager, Proposal Writing, 5.-8. March 2014 in Vienna

19.02.14
EU Project Manager, Research and Innovation, 19.-21.2.2014 in Brussels

09.01.14
CfP for ECQA Days 2014, associated event of EuroSPI 2014, in Luxembourg, 25-27 June 2014

[\[News Archive\]](#)

Follow us

Google+

SHARE

- Functional Safety Manager
- Governance SPICE Assessor
- Idea2Enterprise
- Innovation Manager
- Industry Controller SW Application Developer
- Information and Communication Engineer
- Innovation Manager
- Innovation Manager 2.0
- Integrated Design Engineer
- Internal Financial Control Assessor - Integrated
- Irish Software Testing Board
- IT Consultant for SMEs
- IT-System Support Engineer
- Lean Six Sigma for Healthcare Yellow Belt
- Lean Six Sigma Green Belt
- Lean Six Sigma Orange Belt
- Lean Six Sigma Yellow Belt
- mLearning Manager

Lean Six Sigma Yellow Belt

Impressum | Contact | Copyright ©2009-2012

- >> [Certified Job Roles](#)
- >> [Cooperation with ECQA](#)
- >> [Certified Training Providers](#)
- >> [Certification & Examination](#)
- >> [Learning Portal](#)
- >> [Conferences](#)
- >> [ECQA Community](#)
- >> [Download Center](#)

News

25.06.14
Proposal Writing for EU Project Managers, 25.-27.6.2014 in Brussels

05.03.14
EU Project Manager, Proposal Writing, 5.-8. March 2014 in Vienna

19.02.14
EU Project Manager, Research and Innovation, 19.-21.2.2014 in Brussels

09.01.14
CfP for ECQA Days 2014, associated event of EuroSPI 2014, in Luxembourg, 25-27 June 2014

[\[News Archive\]](#)

Follow us

Google+

SHARE

- Lean Six Sigma Green Belt
- Lean Six Sigma Orange Belt
- Lean Six Sigma Yellow Belt
- mLearning Manager
- Professional for IT-Security Management
- Researcher-Entrepreneur 2010
- Scope Manager
- Social Media Networker - Advanced Level
- Social Media Networker - Foundation Level
- Social Responsibility Manager
- Software Process Improvement Manager 2009
- Terminology Manager - Advanced
- Terminology Manager - Basic
- Trans-European Voluntary Certification for Translators
- Transnational RTI-Manager for Centre Region
- Valorisation Expert

Lean Six Sigma Yellow Belt

Next >>

Impressum | Contact | Copyright ©2009-2012

Step 3 - select your training organisation/Next (make sure to register as EMIRAcle)

Fichier Edition Affichage Favoris Outils ?

Convertir Sélectionner

- >> [Certified Job Roles](#)
- >> [Cooperation with ECOA](#)
- >> [Certified Training Providers](#)
- >> [Certification & Examination](#)
- >> [Learning Portal](#)
- >> [Conferences](#)
- >> [ECOQA Community](#)
- >> [Download Center](#)

News

25.06.14
Proposal Writing for EU Project Managers, 25.-27.6.2014 in Brussels

05.03.14
EU Project Manager, Proposal Writing, 5.-8. March 2014 in Vienna

19.02.14
EU Project Manager, Research and Innovation, 19.-21.2.2014 in Brussels

09.01.14
CIP for ECOA Days 2014, associated event of EuroSPI 2014, in Luxembourg, 25-27 June 2014

[\[News Archive\]](#)

Follow us

[f](#) [e](#) [in](#) [rss](#)

Google+

[+](#) SHRRE [f](#) [t](#) [e](#) ...

Please, select your training organisation:

<input type="radio"/>	RPIC-ViP s.r.o.	Country: Czech Republic Web page: http://www.rpic-vip.cz/
<input type="radio"/>	ISQ	Country: Portugal Web page: http://www.isq.pt
<input type="radio"/>	EUROSUCCESS CONSULTING	Country: Cyprus Web page: http://www.eurosc.eu
<input type="radio"/>	CIRSES	Country: Italy Web page: http://cirses.it
<input type="radio"/>	ISCN GesmbH	Country: Austria* Web page: http://www.iscn.com
<input checked="" type="radio"/>	EMIRAcle	Country: Belgium Web page: http://www.emiracle.eu/

<< Back

Next >>

[Impressum](#) | [Contact](#) | Copyright ©2009-2012

If you are new:

Select *I am a new user and would like to create an account*/fill out the requested fields/Finish

The image shows two screenshots of the EMIRAcle registration process. The top screenshot is the registration page titled "Register an account for Idea2Enterprise at EMIRAcle". It features a navigation menu on the left with links like "Certified Job Roles", "Cooperation with ECQA", and "Certified Training Providers". The main content area has a heading "Register an account for Idea2Enterprise at EMIRAcle" and a sub-heading "Please choose one of the following options:". Two radio buttons are present: "I already have a username and password." (unselected) and "I am a new user and would like to create an account." (selected). Below this are two sections: "Account information" with fields for Username, Password, and Retype Password; and "Company information" with fields for Company, Address, Telephone, and Fax. A "Finish" button is visible at the bottom right of this section. The bottom screenshot shows the "Contact Person" form with fields for First Name, Last Name, and E-mail Address. A "Finish" button is circled in red at the bottom right of this section. Both screenshots have a red oval highlighting the "I am a new user and would like to create an account." option and the "Finish" button.

If you have registered before:

Select I have registered to the system before and have a username and password/log in/Finish

>> [Certified Job Roles](#)
>> [Cooperation with ECQA](#)
>> [Certified Training Providers](#)
>> [Certification & Examination](#)
>> [Learning Portal](#)
>> [Conferences](#)
>> [ECQA Community](#)
>> [Download Center](#)

Register an account for Idea2Enterprise at EMIRacle

Please choose one of the following options:

I have registered to the system before and have a username and password.

I am a new user.

Account Information

Username	<input type="text"/>
Password	<input type="password"/>

<< Back Finish

Impressum | Contact | Copyright ©2009-2012

News

25.06.14
Proposal Writing for EU Project Managers, 25.-27.6.2014 in Brussels

05.03.14
EU Project Manager Proposal Writing, 5.-8. March 2014 in Vienna

19.02.14
EU Project Manager Research and Innovation, 19.-21.2.2014 in Brussels

09.01.14
CP for ECQA Days 2014, associated event of EuroSPI 2014, in Luxembourg, 25-27 June 2014

[\[News Archive\]](#)

Follow us

[f](#) [e](#) [in](#) [RSS](#)

Google+
SHRRE [f](#) [t](#) [e](#) [...](#)

After registering to the system:

Next Step - select your assessment

Help Logout

Please select one of the following assessments:

Assessments:

- > [caroline leonard Integrated Design Engineer assessment.](#)
- > [caroline leonard Innovation Manager assessment.](#)
- > [caroline leonard Lean Six Sigma Yellow Belt assessment.](#)
- > [caroline leonard Researcher-Entrepreneur 2010 assessment.](#)
- > [caroline leonard Functional Safety Manager assessment.](#)
- > [caroline leonard Automotive Quality Skills Integrated assessment.](#)
- > [caroline leonard Idea2Enterprise assessment.](#)

You are logged in automatically. Once logged in you can browse the skill card and perform a self-assessment or connect to the learning management system.

Perform Self-Assessment:

Browse through the skills tree of skills units, learning elements and performance criteria, self-assess performance criteria, whole elements or whole units with a standard evaluation scale of poor/fair/good/excellent and Not Applicable.

The screenshot shows the ECQA self-assessment interface. The top navigation bar includes 'Home', 'Evidences', 'Learning', 'Exam', 'Assessment', 'Settings', 'Help', and 'Logout'. The ECQA logo is in the top right corner. On the left, a skills tree is visible with categories: 'EUEntre.U1 Shaping Ideas', 'EUEntre.U2 Innovation Transfer', 'EUEntre.U3 Knowledge Networking', 'EUEntre.U4 Empowerment by Learning', 'EUEntre.U5 Facilitators of Entrepreneurship', and 'EUEntre.U6 Selected Aspects'. The main content area displays 'Idea2Enterprise' with a description: 'This unit deals with key skills that are required to define and sharpen ideas, starting from creating a mindset in students' heads, passing via methods for structuring ideas, and ending by discussing methods and best practices for finalising business ideas.' Below this, a 'Key Success Factors for Entrepreneurship' section lists four performance criteria (PC1-PC4) with evaluation options: 'Poor', 'Fair', 'Good', 'Excellent', and 'Not App.' (selected). Each criterion also has 'Self Test', 'Note', and 'Assessors' buttons.

Connect to the learning management system:

By selecting courses from the learning menu point a new window will open with a list of recommended courses. The student/user can directly sign in for a course by clicking on the *Sign In* button. The username and password from the Capability Adviser are transferred to the Learning Management System Moodle.

This screenshot is identical to the one above, but with a red circle highlighting the 'Learning' menu item in the top navigation bar. The 'Courses' sub-menu is also visible below it.

Show all courses

Please click one of the following units from the list below to display the available courses:

- > Shaping Ideas
- > Innovation Transfer
- > Knowledge Networking


Unit/Element	Server	Title	Course Start Date	More Information
General Course	ECQA Campus 2	Idea 2 Enterprise Training	Unknown Date	Sign In

- > Empowerment by Learning Organisation Environments
- > Facilitators of Entrepreneurship
- > Selected Aspects

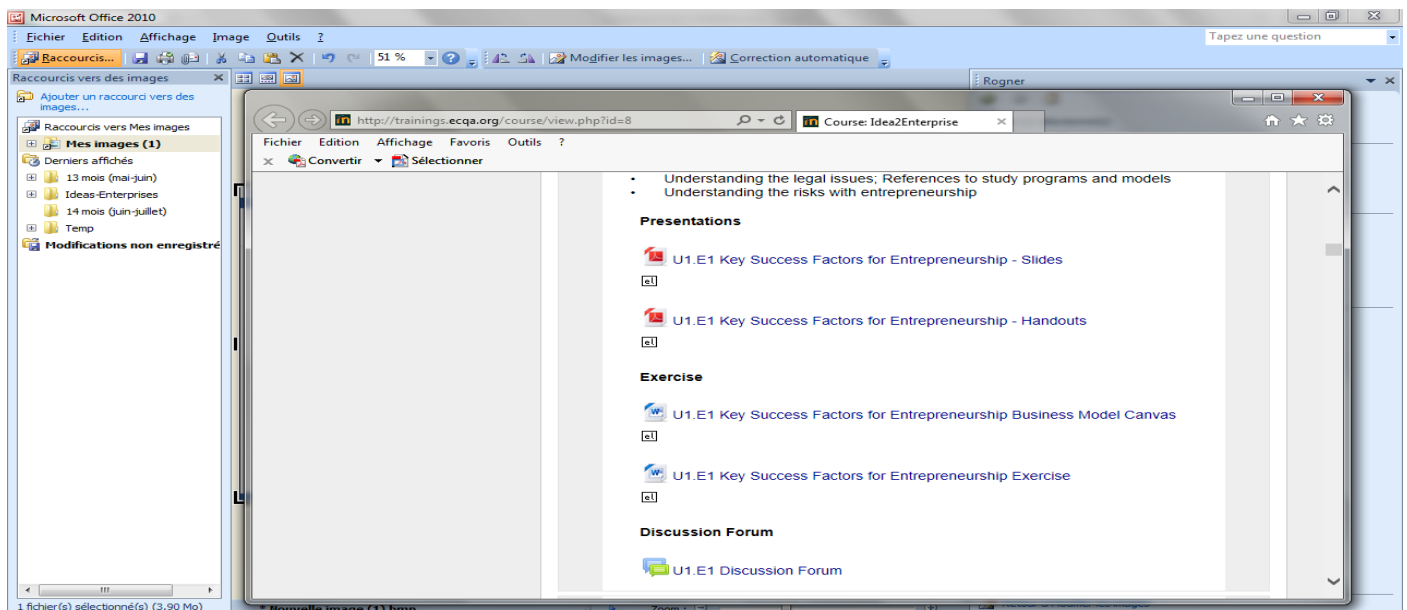


Attend courses online:

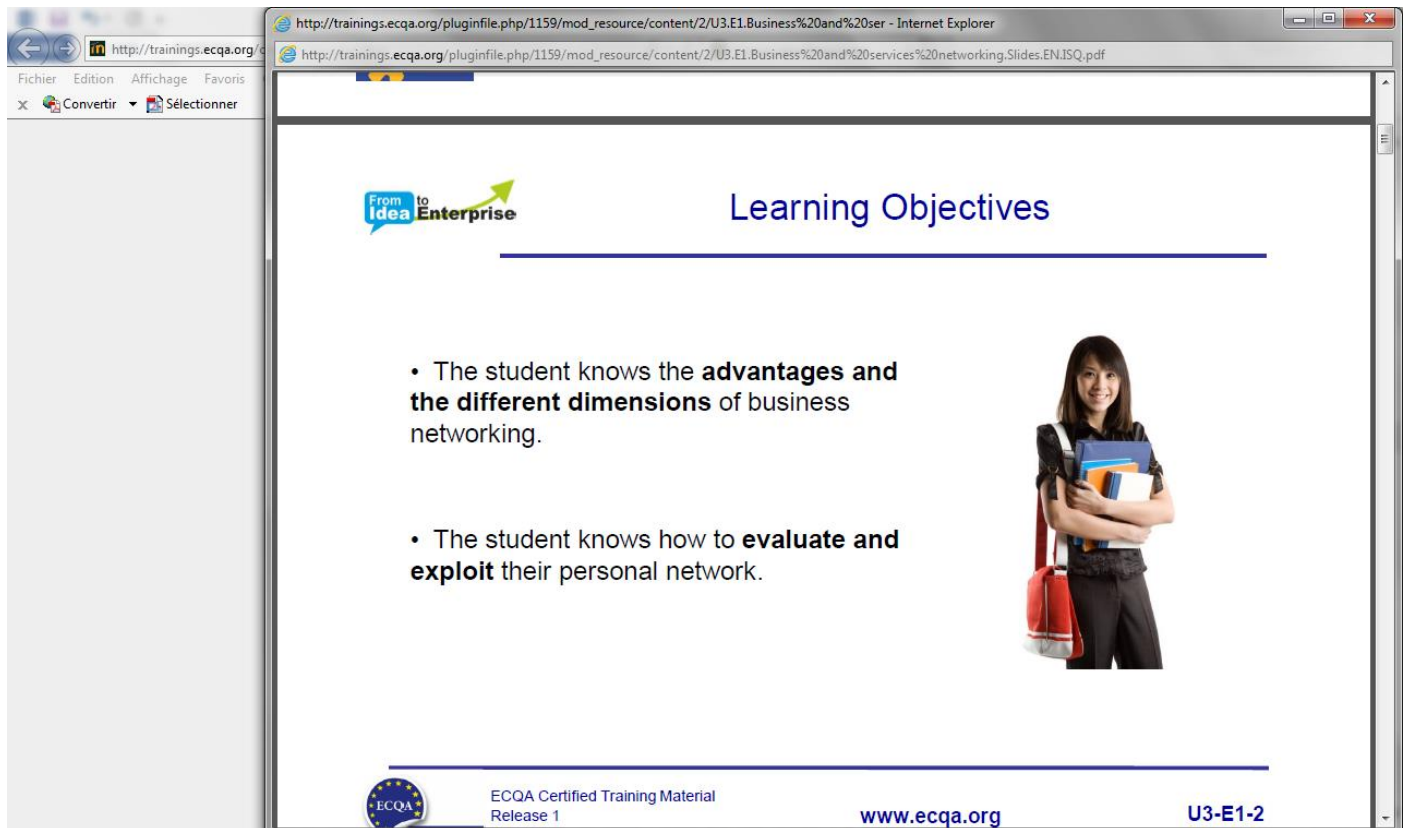
After the user selects Sign In from the Learning Steps function, the Moodle System is opened in a new window. The user is enrolled to the selected course.



The course offers for each element Multimedia slides in English, PowerPoint slides, and documents with slides and notes (handouts). Exercices and Forum are only used for e-learning courses. Additional Documents can give to you more information if you want to get deeper knowledge. Slides and Handouts can be also proposed in different languages.



The Handouts:




The screenshot shows a web browser window with two tabs. The active tab is titled "http://trainings.ecqa.org/pluginfile.php/1159/mod_resource/content/2/U3.E1.Business%20and%20ser - Internet Explorer". The address bar shows the URL "http://trainings.ecqa.org/pluginfile.php/1159/mod_resource/content/2/U3.E1.Business%20and%20services%20networking.Slides.EN.ISQ.pdf". The browser's menu bar includes "Fichier", "Edition", "Affichage", and "Favoris". The toolbar contains "Convertir" and "Sélectionner".

The slide content is as follows:

From Idea to Enterprise

Learning Objectives

- The student knows the **advantages and the different dimensions** of business networking.
- The student knows how to **evaluate and exploit** their personal network.



At the bottom of the slide, there is a footer with the ECQA logo, the text "ECQA Certified Training Material Release 1", the website "www.ecqa.org", and the code "U3-E1-2".

And now, good luck!

For more information, please send a mail to: info@emiracle.eu